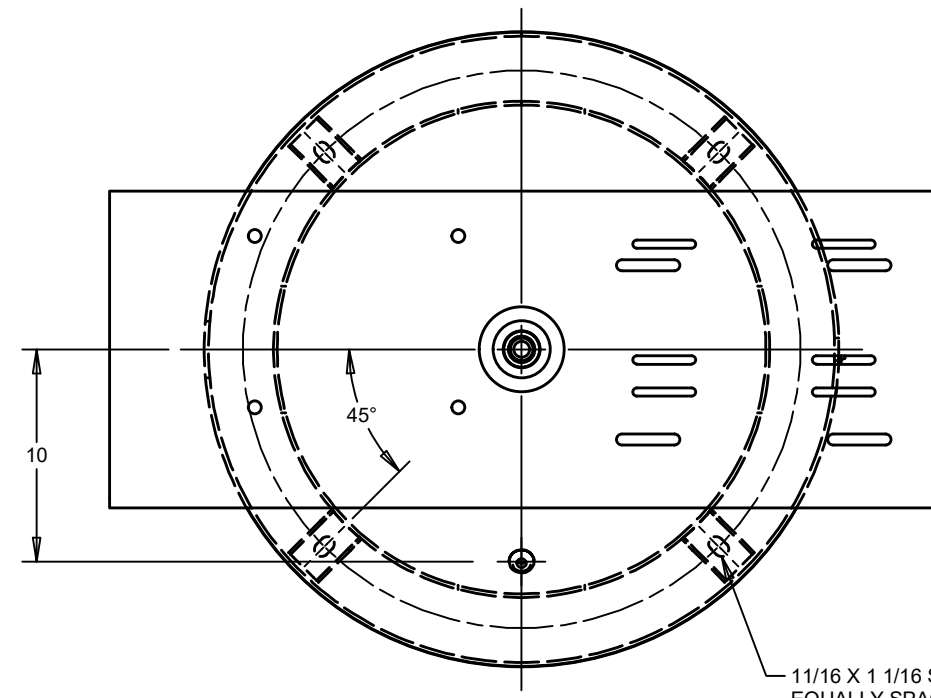
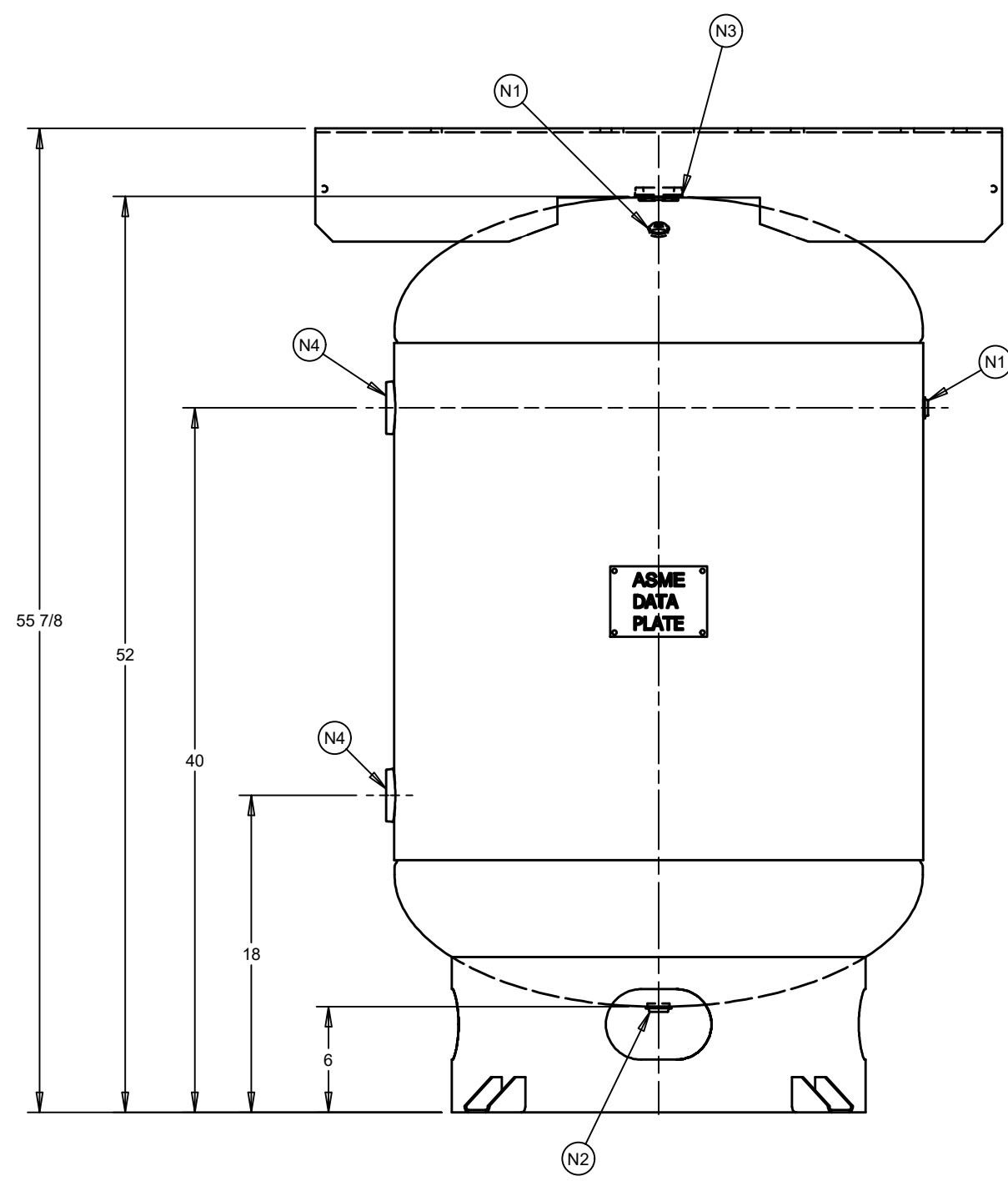



NOZZLE CHART	
NOZZLE ID	NPT SIZE
N1	1/4
N2	1/2
N3	1 1/2
N4	2



11/16 X 1 1/16 SLOT 4-PLACES
EQUALLY SPACED
ON A 26 13/32 DIA BC

TOP VIEW



DESIGN INFORMATION	
SPECIFICATION	VALUE
DIAMETER O.D./I.D.	30 O.D.
MAWP	200 PSI AT 400°F
MDMT	-20°F AT 200 PSI
CAPACITY	APPROX 120 GALLONS
SHIPPING WEIGHT	381 LBS
CRN	L4036.5C

TITLE VERTICAL AIR RECEIVER	
CUSTOMER STOCK	
TYPE ASME	

SAMUEL PRESSURE VESSEL GROUP			
DRAWN KAT 9/9/2016	CHECKED DMM 10/5/2016	DRAWING NO A10047	REV C18
SIZE: B		SHEET 1 OF 1	

C18	ISSUED		
REV	DESCRIPTION	BY	DATE

(BUILT IN ACCORDANCE WITH LATEST EDITION OF SECTION VIII DIV 1 ASME CODE)
THIS DRAWING & SPECIFICATIONS ARE PROPERTY OF SPVG AND MAY NOT BE COPIED, REPRODUCED, OR USED IN WHOLE OR PART, AS A BASIS FOR DESIGN MANUFACTURE OR SALE WITHOUT PRIOR PERMISSION FROM SPVG.