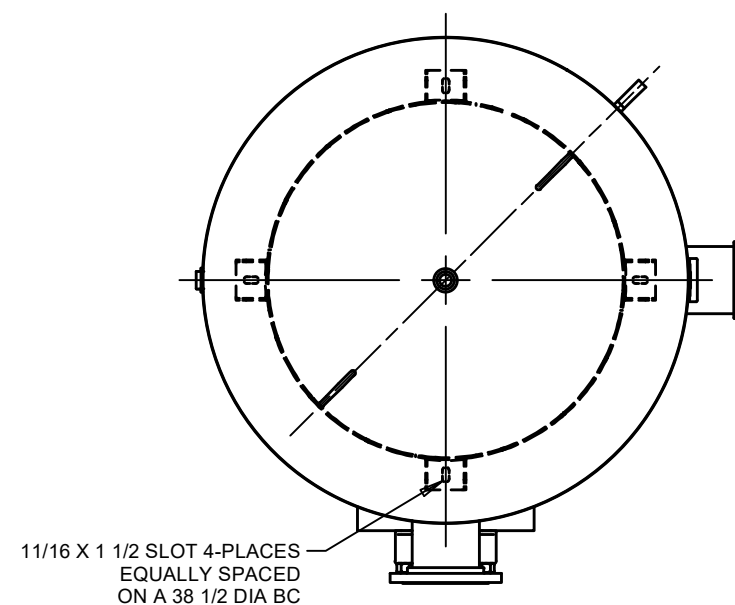
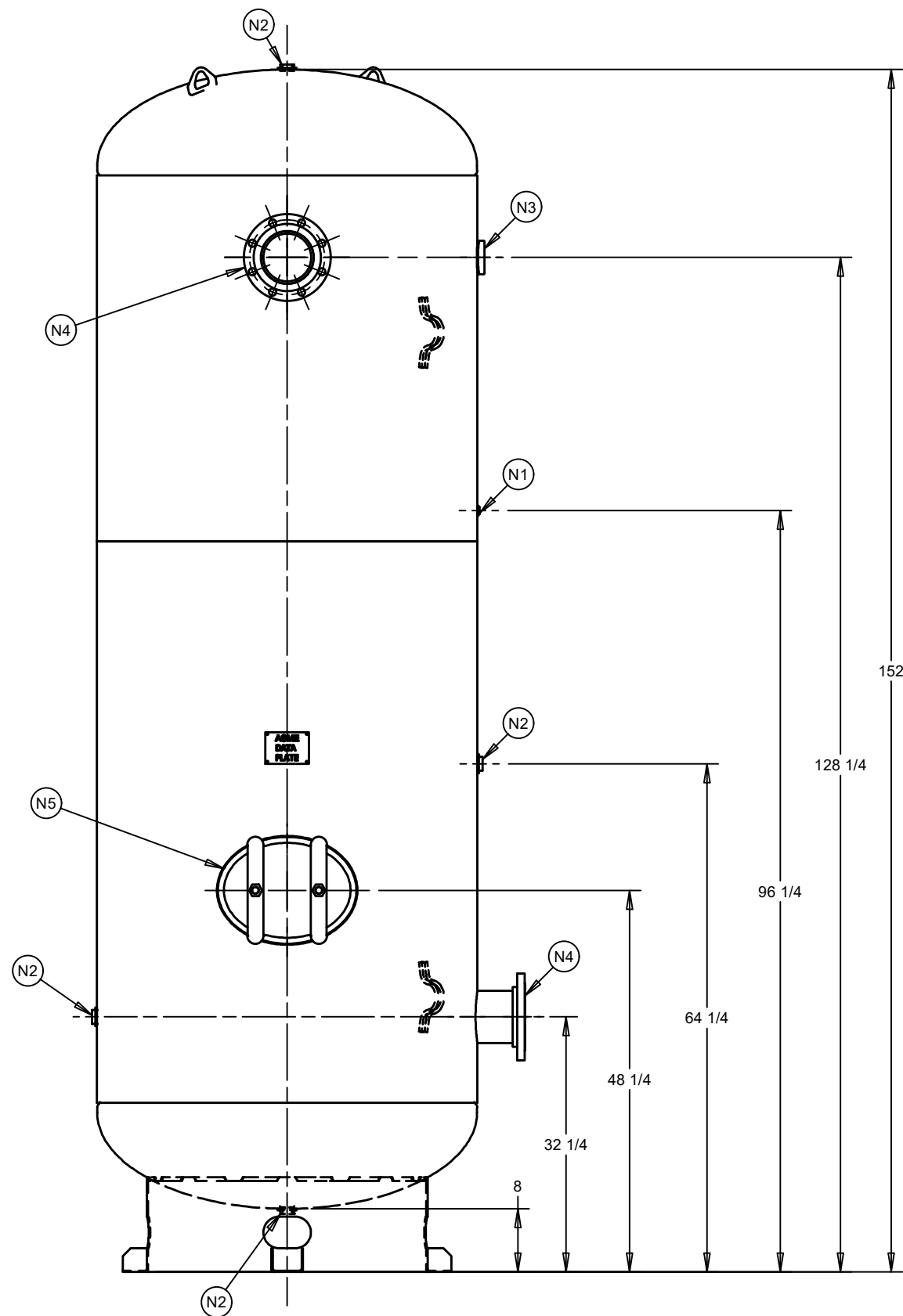
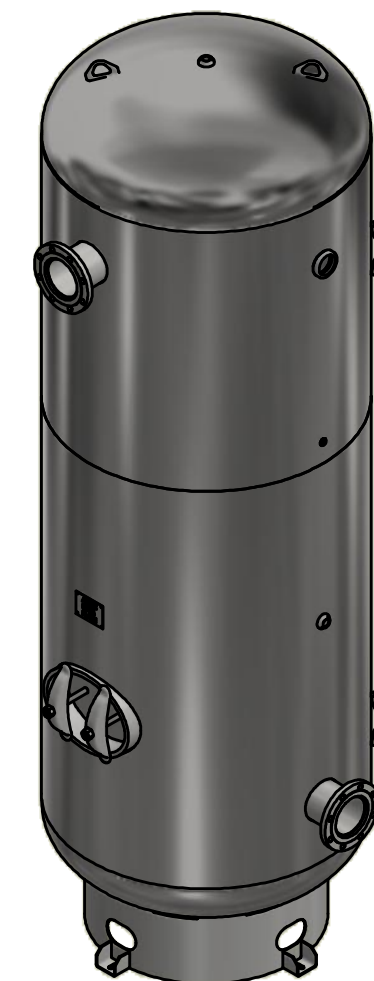


| NOZZLE CHART |          |
|--------------|----------|
| NOZZLE ID    | NPT SIZE |
| N1           | 1/4      |
| N2           | 1        |
| N3           | 3        |
| N4           | 6        |
| N5           | MANWAY   |



**TOP VIEW**



| DESIGN INFORMATION |                     |
|--------------------|---------------------|
| SPECIFICATION      | VALUE               |
| DIAMETER O.D./I.D. | 48 O.D.             |
| MAWP               | 200 PSI AT 400°F    |
| MDMT               | -20°F AT 200 PSI    |
| CAPACITY           | APPROX 1060 GALLONS |
| SHIPPING WEIGHT    | 2670 LBS            |
| CRN                | R2127.5C            |

(BUILT IN ACCORDANCE WITH LATEST EDITION OF SECTION VIII DIV 1 ASME CODE)  
 THIS DRAWING & SPECIFICATIONS ARE PROPERTY OF SPVG AND MAY NOT BE COPIED, REPRODUCED, OR USED IN WHOLE OR PART, AS A BASIS FOR DESIGN MANUFACTURE OR SALE WITHOUT PRIOR PERMISSION FROM SPVG.

| REV | DESCRIPTION | BY | DATE |
|-----|-------------|----|------|
| F26 | ISSUED      |    |      |

|                                       |  |                     |  |         |              |
|---------------------------------------|--|---------------------|--|---------|--------------|
| TITLE<br><b>VERTICAL AIR RECEIVER</b> |  |                     |  |         |              |
| CUSTOMER<br><b>STOCK</b>              |  |                     |  |         |              |
|                                       |  | TYPE<br><b>ASME</b> |  | SIZE: B | SHEET 1 OF 1 |